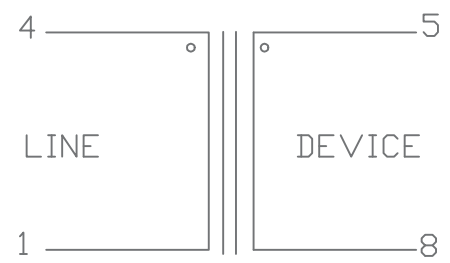
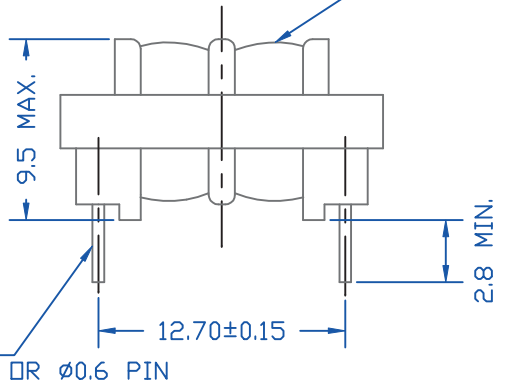
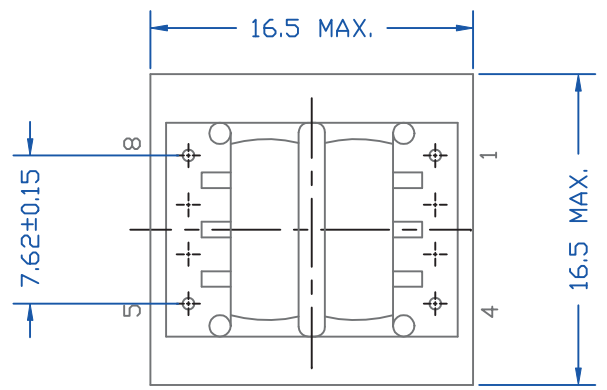


ATS-072
Atech



ELECTRICAL CHARACTERISTICS:

- 1 D.C.R : PIN4-1 = 26 OHM MAX. PIN 5-8 = 26 OHM MAX.
- 2 INDUCTANCE : (@1KHZ, 1Vrms) PIN 4-1 = 435 mH MIN
- 3 IMPEDANCE : (@1KHZ, 1Vrms, PIN 5-8 W/H 600 OHM LOAD)
PIN 4-1 = 600 OHM +/-10%
- 4 INSERTION LOSS : (@1KHZ, 1Vrms, PIN 5-8 W/H 600 OHM LOAD)
1.0 dB MAX.
- 5 FREQ. RESP. : (REF. 1KHZ)@300HZ = +/-0.4dB
@4KHZ = +/- 0.1dB
- 6 RETURN LOSS : (REF. 600 OHM)@300HZ = 20dB MIN.
@1KHZ = 23dB MIN. @4KHZ = 20dB MIN.
- 7 TURN RATIO : (@10KHZ, 1Vrms) PIN 4-1 : PIN 5-8 = 1 +/-1%
- 8 POLARITY : PIN 4 & 5 INPHASE
- 9 LOGITUDINAL BALANCE : @300HZ~ 4KHZ = 60 dB MIN.
- 10 DISTORTION : (@300HZ, 1Vrms) -70dB MAX.
- 11 HI-POT(@3750 Vrms,1mA 1MIN) PRI-SEC
- 12 RoHS COMPLIANCE.



				Atech [®]		TITLE TRANSFORMER	
				Atech Technology Co., Ltd.		DWG. NO. ATS-072R	
				TEL:(02)2794-6667 FAX:(02)2794-8004			
				UNITS:	SAFETY		SHEET 1 OF 1
				DATE	P/N:		DRAW
REVISIONS							